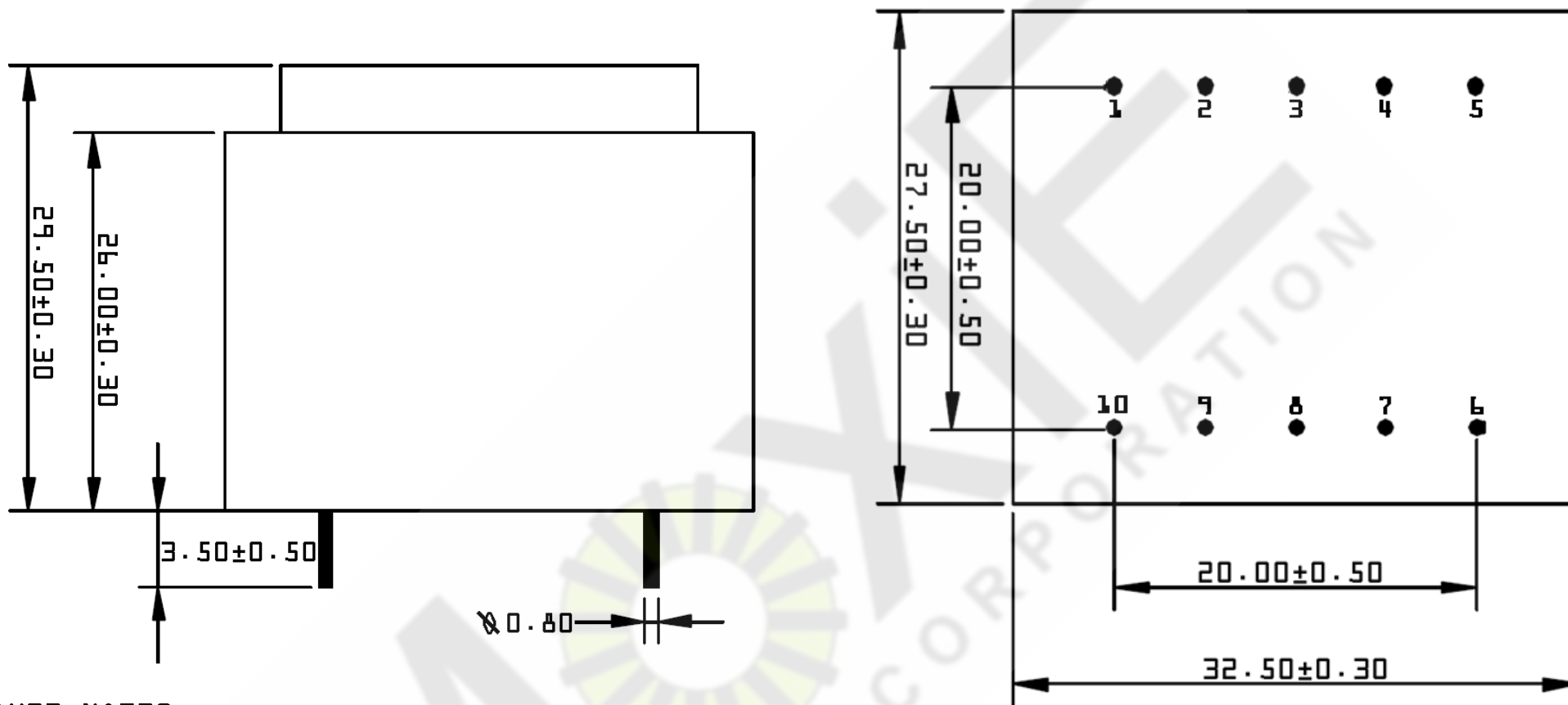


MECHANICAL (mm)



MOXIE NOTES:

The following MoxiE Inductor Corporation Specification shall be considered Confidential in nature. Each person or persons in receipt of this specification shall not disclose any confidential information in whole or in part without written authorization from MoxiE Inductor Corporation.

- Safety transformer design. (short circuit proof)
- Split bobbin design.
- Vacuum filled casting construction.
- Temperature class rating: ta 70°C/B.
- Dielectric strength: 4500Vrms
- Operating temperature: -40°C to +85°C.
- Storage temperature: -40°C to +85°C.
- RoHS Compliant.
- MoxiE Inductor Corporation custom designs are subject to United States copyright and or patent protection(s).
- MoxiE Inductor Corporation specifications are subject to change without notice.
- Tolerances unless otherwise specified: 0-10= ± 0.15 , 10-20= ± 0.20 , 20-40= ± 0.25 , 40-70= ± 0.30 , ≥ 70 = ± 0.40

MoxiE
INDUCTOR CORPORATION

(888) 535-5207 WWW.MOXIEINDUCTORS.COM

EI30/18 ENCAPSULATED TRANSFORMER

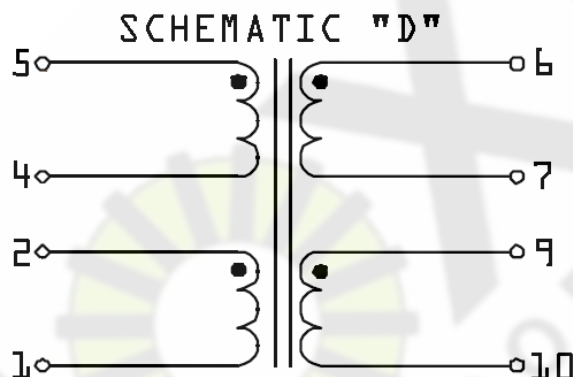
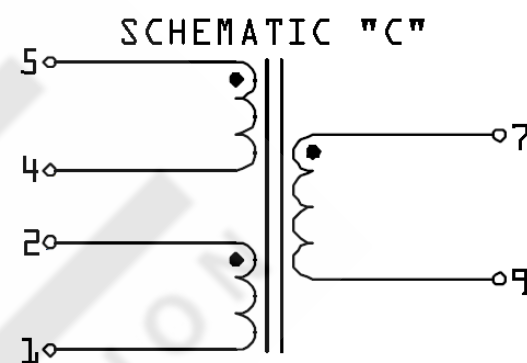
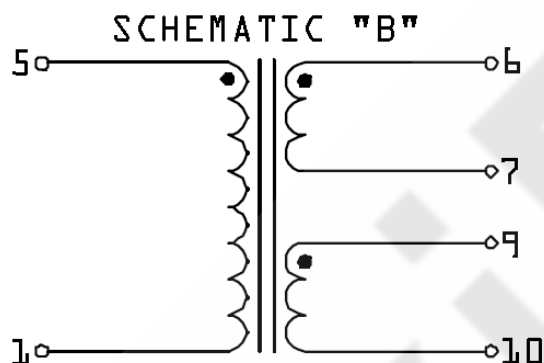
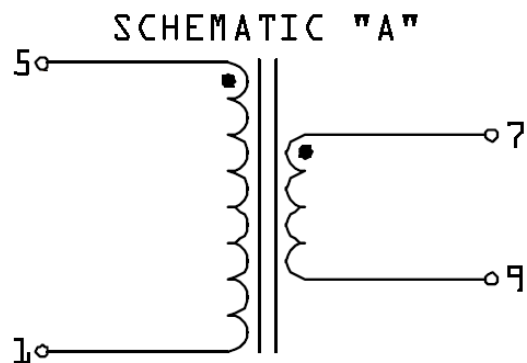
MOXIE MOX-TRFE SERIES

PAGE 1/5

REV. A

DWG NBR: MOXTRFE

SCHEMATICS



MOXIE NOTES:

The following MoxiE Inductor Corporation Specification shall be considered Confidential in nature. Each person or persons in receipt of this specification shall not disclose any confidential information in whole or in part without written authorization from MoxiE Inductor Corporation.

- Safety transformer design. (short circuit proof)
- Split bobbin design.
- Vacuum filled casting construction.
- Temperature class rating: ta 70°C/B.
- Dielectric strength: 4500Vrms
- Operating temperature: -40°C to +85°C.
- Storage temperature: -40°C to +85°C.
- RoHS Compliant.
- MoxiE Inductor Corporation custom designs are subject to United States copyright and or patent protection(s).
- MoxiE Inductor Corporation specifications are subject to change without notice.
- Tolerances unless otherwise specified: 0-10=±0.15, 10-20=±0.20, 20-40=±0.25, 40-70=±0.30, ≥70=±0.40

MoxiE
INDUCTOR CORPORATION

(888) 535-5207 WWW.MOXIEINDUCTORS.COM

EI30/18 ENCAPSULATED TRANSFORMER

MOXIE MOX-TRFE SERIES

PAGE 2/5

REV. A

DWG NBR: MOXTRFE

ELECTRICAL

MOXIE PART NUMBER	PRIMARY (V)	SECONDARY (V)	CURRENT (mA)	PIN	NO-LOAD VOLTAGE (V)	SCHEMATIC REFERENCE
MOX-TRFE-230-60A	230V	6	383.3	1+5/7+9	9.00	A
MOX-TRFE-230-90A	230V	9	255.5	1+5/7+9	13.50	A
MOX-TRFE-230-120A	230V	12	191.6	1+5/7+9	18.00	A
MOX-TRFE-230-150A	230V	15	153.3	1+5/7+9	22.40	A
MOX-TRFE-230-180A	230V	18	127.7	1+5/7+9	26.80	A
MOX-TRFE-230-240A	230V	24	95.8	1+5/7+9	35.80	B
MOX-TRFE-230-602A	230V	2 X 6	2 X 191.6	1+5/7+9+10	2 X 18.00	B
MOX-TRFE-230-752A	230V	2 X 7.5	2 X 153.3	1+5/7+9+10	2 X 11.20	B
MOX-TRFE-230-902A	230V	2 X 9	2 X 127.7	1+5/7+9+10	2 X 13.50	B
MOX-TRFE-230-1202A	230V	2 X 12	2 X 95.8	1+5/7+9+10	2 X 18.00	B
MOX-TRFE-230-1502A	230V	2 X 15	2 X 76.6	1+5/7+9+10	2 X 22.40	B
MOX-TRFE-230-1802A	230V	2 X 18	2 X 63.8	1+5/7+9+10	2 X 26.80	B
MOX-TRFE-230-2402A	230V	2 X 24	2 X 47.9	1+5/7+9+10	2 X 35.80	B

MOXIE NOTES:

The following MoxiE Inductor Corporation Specification shall be considered Confidential in nature. Each person or persons in receipt of this specification shall not disclose any confidential information in whole or in part without written authorization from MoxiE Inductor Corporation.

- Safety transformer design. (short circuit proof)
- Split bobbin design.
- Vacuum filled casting construction.
- Temperature class rating: ta 70°C/B.
- Dielectric strength: 4500Vrms
- Operating temperature: -40°C to +85°C.
- Storage temperature: -40°C to +85°C.
- RoHS Compliant.
- MoxiE Inductor Corporation custom designs are subject to United States copyright and or patent protection(s).
- MoxiE Inductor Corporation specifications are subject to change without notice.
- Tolerances unless otherwise specified: 0-10=±0.15, 10-20=±0.20, 20-40=±0.25, 40-70=±0.30, ≥70=±0.40



(888) 535-5207 WWW.MOXIEINDUCTORS.COM

EI30/18 ENCAPSULATED TRANSFORMER

MOXIE MOX-TRFE SERIES

PAGE 3/5

REV. A

DWG NBR: MOXTRFE

ELECTRICAL

MOXIE PART NUMBER	PRIMARY (V)	SECONDARY (V)	CURRENT (mA)	PIN	NO-LOAD VOLTAGE (V)	SCHEMATIC REFERENCE
MOX-TRFE-230-60B	115V	6	383.3	1+5/7+9	9.00	A
MOX-TRFE-230-90B	115V	9	255.5	1+5/7+9	13.50	A
MOX-TRFE-230-120B	115V	12	191.6	1+5/7+9	18.00	A
MOX-TRFE-230-150B	115V	15	153.3	1+5/7+9	22.40	A
MOX-TRFE-230-180B	115V	18	127.7	1+5/7+9	26.80	A
MOX-TRFE-230-240B	115V	24	95.8	1+5/7+9	35.80	B
MOX-TRFE-230-602B	115V	2 X 6	2 X 191.6	1+5/7+9+10	2 X 9.00	B
MOX-TRFE-230-752B	115V	2 X 7.5	2 X 153.3	1+5/7+9+10	2 X 11.20	B
MOX-TRFE-230-902B	115V	2 X 9	2 X 127.7	1+5/7+9+10	2 X 13.50	B
MOX-TRFE-230-1202B	115V	2 X 12	2 X 95.8	1+5/7+9+10	2 X 18.00	B
MOX-TRFE-23A0-1502B	115V	2 X 15	2 X 76.6	1+5/7+9+10	2 X 22.40	B
MOX-TRFE-230-1802B	115V	2 X 18	2 X 63.8	1+5/7+9+10	2 X 26.80	B
MOX-TRFE-230-2402B	115V	2 X 24	2 X 47.9	1+5/7+9+10	2 X 35.80	B

MOXIE NOTES:

The following MoxiE Inductor Corporation Specification shall be considered Confidential in nature. Each person or persons in receipt of this specification shall not disclose any confidential information in whole or in part without written authorization from MoxiE Inductor Corporation.

- Safety transformer design. (short circuit proof)
- Split bobbin design.
- Vacuum filled casting construction.
- Temperature class rating: ta 70°C/B.
- Dielectric strength: 4500Vrms
- Operating temperature: -40°C to +85°C.
- Storage temperature: -40°C to +85°C.
- RoHS Compliant.
- MoxiE Inductor Corporation custom designs are subject to United States copyright and or patent protection(s).
- MoxiE Inductor Corporation specifications are subject to change without notice.
- Tolerances unless otherwise specified: 0-10=±0.15, 10-20=±0.20, 20-40=±0.25, 40-70=±0.30, ≥70=±0.40

MoxiE
INDUCTOR CORPORATION

(888) 535.5207 WWW.MOXIEINDUCTORS.COM

EI30/18 ENCAPSULATED TRANSFORMER

MOXIE MOX-TRFE SERIES

PAGE 4/5

REV. A

DWG NBR: MOXTRFE

ELECTRICAL

MOXIE PART NUMBER	PRIMARY (V)	SECONDARY (V)	CURRENT (mA)	PIN	NO-LOAD VOLTAGE (V)	SCHEMATIC REFERENCE
MOX-TRFE-230-60C	2 X 115V	6	383.3	1+5/7+9	9.00	C
MOX-TRFE-230-90C	2 X 115V	9	255.5	1+5/7+9	13.50	C
MOX-TRFE-230-120C	2 X 115V	12	191.6	1+5/7+9	18.00	C
MOX-TRFE-230-150C	2 X 115V	15	153.3	1+5/7+9	22.40	C
MOX-TRFE-230-180C	2 X 115V	18	127.7	1+5/7+9	26.80	C
MOX-TRFE-230-240C	2 X 115V	24	95.8	1+5/7+9	35.80	C
MOX-TRFE-230-602C	2 X 115V	2 X 6	2 X 191.6	1+5/7+9+10	2 X 9.00	D
MOX-TRFE-230-902C	2 X 115V	2 X 9	2 X 127.7	1+5/7+9+10	2 X 13.50	D
MOX-TRFE-230-1202C	2 X 115V	2 X 12	2 X 95.8	1+5/7+9+10	2 X 18.00	D
MOX-TRFE-23A0-1502C	2 X 115V	2 X 15	2 X 76.6	1+5/7+9+10	2 X 22.40	D
MOX-TRFE-230-1802C	2 X 115V	2 X 18	2 X 63.8	1+5/7+9+10	2 X 26.80	D
MOX-TRFE-230-2402C	2 X 115V	2 X 24	2 X 47.9	1+5/7+9+10	2 X 26.80	D

MOXIE NOTES:

The following Moxie Inductor Corporation Specification shall be considered Confidential in nature. Each person or persons in receipt of this specification shall not disclose any confidential information in whole or in part without written authorization from Moxie Inductor Corporation.

- Safety transformer design. (short circuit proof)
- Split bobbin design.
- Vacuum filled casting construction.
- Temperature class rating: ta 70°C/B.
- Dielectric strength: 4500Vrms
- Operating temperature: -40°C to +85°C.
- Storage temperature: -40°C to +85°C.
- RoHS Compliant.
- Moxie Inductor Corporation custom designs are subject to United States copyright and or patent protection(s).
- Moxie Inductor Corporation specifications are subject to change without notice.
- Tolerances unless otherwise specified: 0-10=±0.15, 10-20=±0.20, 20-40=±0.25, 40-70=±0.30, ≥70=±0.40

MoxiE
INDUCTOR CORPORATION

(888) 535-5207 WWW.MOXIEINDUCTORS.COM

EI30/18 ENCAPSULATED TRANSFORMER

MOXIE MOX-TRFE SERIES

PAGE 5/5

REV. A

DWG NBR: MOXTRFE