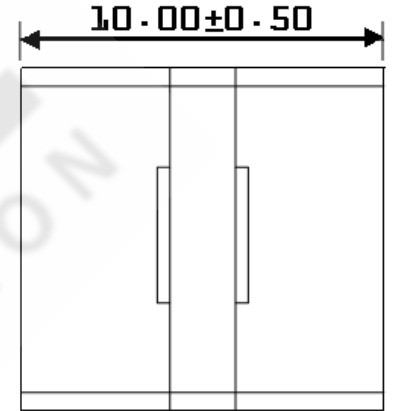
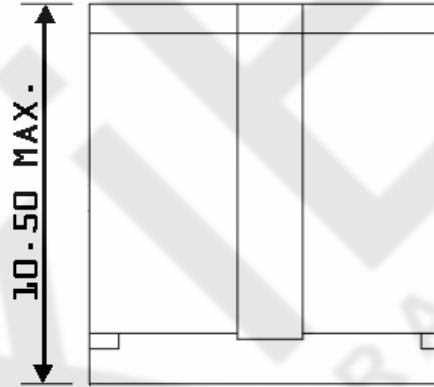
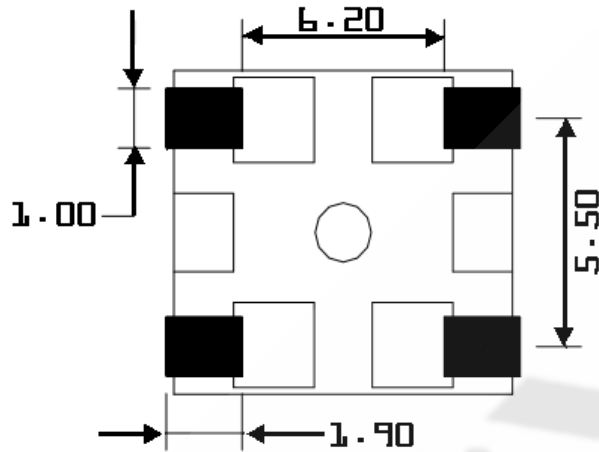


MECHANICAL (mm)



**MOXIE NOTES:**

- Operating temperature:  $-40^{\circ}\text{C}$  to  $+85^{\circ}\text{C}$ .
- Storage temperature:  $-40^{\circ}\text{C}$  to  $+85^{\circ}\text{C}$ .
- Measurement Frequency for Inductance :  $1\text{kHz}/1.0\text{V}$
- DCR Measured on a  $502\text{BC}$  ohm-meter
- Saturation current : Value of inductance decrease within 20%
- Temperature rise current : A rise in temperature of core surface is within  $40^{\circ}\text{C}$ .
- RoHS Compliant.
- Packaging: Tape & reel.
- MoxiE Inductor Corporation custom designs are subject to United States copyright and or patent protection(s).
- MoxiE Inductor Corporation specifications are subject to change without notice.
- Tolerances unless otherwise specified:  $0-10 \pm 0.15$ ,  $10-20 \pm 0.20$ ,  $20-40 \pm 0.25$ ,  $40-70 \pm 0.30$ ,  $\geq 70 \pm 0.40$

**MoxiE**  
INDUCTOR CORPORATION

(888) 535-5207 WWW.MOXIEINDUCTORS.COM

DIGITAL AMPLIFIER INDUCTOR

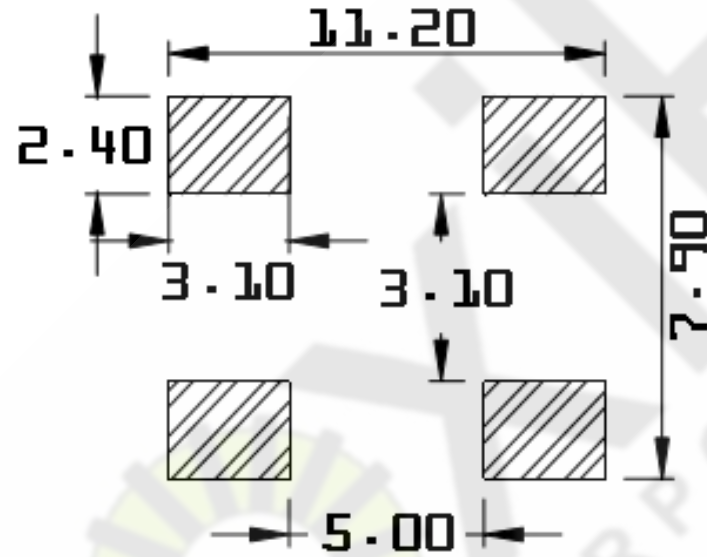
MOXIE MOX-DAI-0910 SERIES

PAGE 1/3

REV. -

DWG #: MOXDAI0910

# PCB LAYOUT (mm)



## MOXIE NOTES:

- Operating temperature:  $-40^{\circ}\text{C}$  to  $+85^{\circ}\text{C}$ .
- Storage temperature:  $-40^{\circ}\text{C}$  to  $+85^{\circ}\text{C}$ .
- Measurement Frequency for Inductance :  $1\text{kHz}/1.0\text{V}$
- DCR Measured on a  $502\text{BC}$  ohm-meter
- Saturation current : Value of inductance decrease within 20%
- Temperature rise current : A rise in temperature of core surface is within  $40^{\circ}\text{C}$ .
- RoHS Compliant.
- Packaging: Tape & reel.
- MoxiE Inductor Corporation custom designs are subject to United States copyright and or patent protection(s).
- MoxiE Inductor Corporation specifications are subject to change without notice.
- Tolerances unless otherwise specified:  $0-10\pm 0.15$ ,  $10-20\pm 0.20$ ,  $20-40\pm 0.25$ ,  $40-70\pm 0.30$ ,  $\geq 70\pm 0.40$

**MoxiE**  
INDUCTOR CORPORATION

(888) 535-5207 [WWW.MOXIEINDUCTORS.COM](http://WWW.MOXIEINDUCTORS.COM)

DIGITAL AMPLIFIER INDUCTOR

MOXIE MOX-DAI-0910 SERIES

PAGE 2/3

REV. -

DWG #: MOXDAI0910

# PCB LAYOUT (mm)

MOXIE PART NUMBER	INDUCTANCE ( $\mu$ H) $\pm 20\%$	DCR (m $\Omega$ ) NOMINAL	DCR (m $\Omega$ ) MAX.	ISAT (A) DROP $\leq 20\%$	IRMS (A) RISE ( $\leq 40^\circ$ C)
MOX-DAI-0910-6R8M	6.80	15.90	18.75	7.85	5.00
MOX-DAI-0910-8R2M	8.20	15.85	18.50	7.05	4.95
MOX-DAI-0910-100M	10.00	18.05	20.50	5.65	4.80
MOX-DAI-0910-150M	15.00	29.25	34.50	4.85	3.55
MOX-DAI-0910-220M	22.00	36.50	44.50	3.40	3.50

## MOXIE NOTES:

- Operating temperature:  $-40^\circ$ C to  $+85^\circ$ C.
- Storage temperature:  $-40^\circ$ C to  $+85^\circ$ C.
- Measurement Frequency for Inductance : 1kHz/1.0V
- DCR Measured on a 502BC ohm-meter
- Saturation current : Value of inductance decrease within 20%
- Temperature rise current : A rise in temperature of core surface is within  $40^\circ$ C.
- RoHS Compliant.
- Packaging: Tape & reel.
- MoxiE Inductor Corporation custom designs are subject to United States copyright and or patent protection(s).
- MoxiE Inductor Corporation specifications are subject to change without notice.
- Tolerances unless otherwise specified: 0-10 $\pm$ 0.15, 10-20 $\pm$ 0.20, 20-40 $\pm$ 0.25, 40-70 $\pm$ 0.30,  $\geq$ 70 $\pm$ 0.40

**MoxiE**  
INDUCTOR CORPORATION

(888) 535-5207 WWW.MOXIEINDUCTORS.COM

DIGITAL AMPLIFIER INDUCTOR

MOXIE MOX-DAI-0910 SERIES

PAGE 3/3

REV. -

DWG #: MOXDAI0910